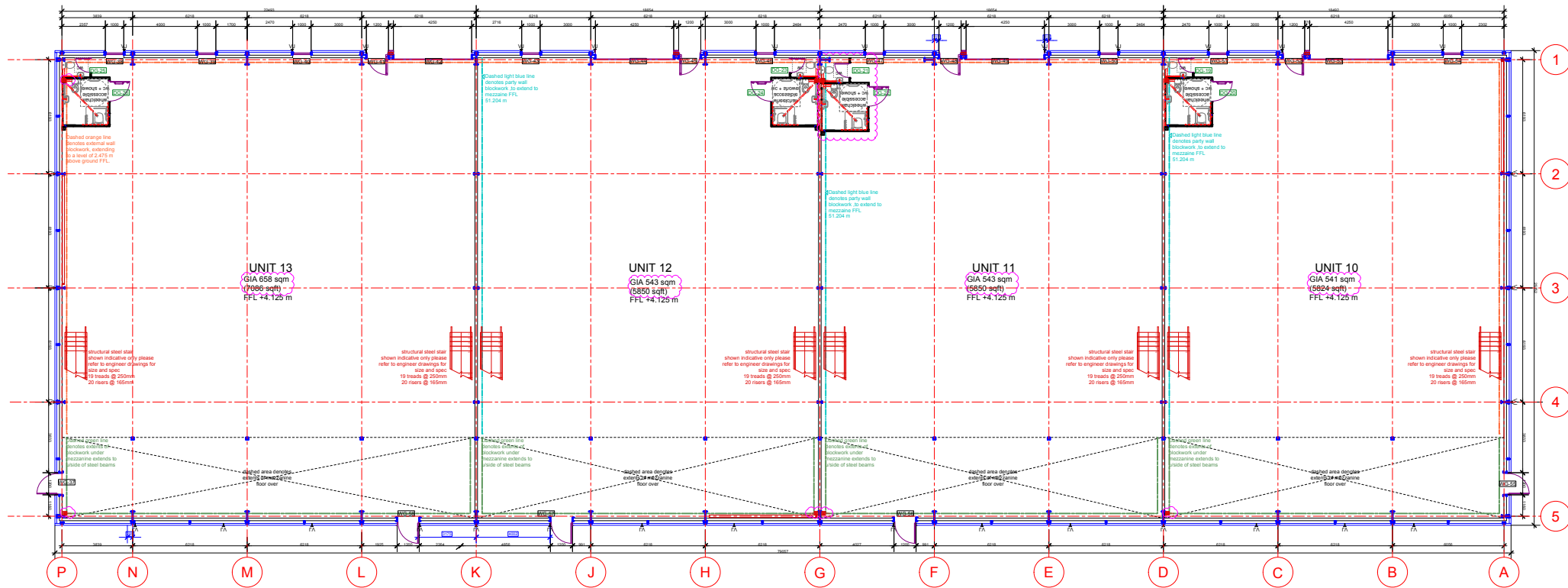


NOTES:  
1. The Contractor is responsible for obtaining all necessary permits and approvals for this project.  
2. The Contractor is responsible for obtaining all necessary permits and approvals for this project.  
3. The Contractor is responsible for obtaining all necessary permits and approvals for this project.  
4. The Contractor is responsible for obtaining all necessary permits and approvals for this project.  
5. The Contractor is responsible for obtaining all necessary permits and approvals for this project.  
6. The Contractor is responsible for obtaining all necessary permits and approvals for this project.  
7. The Contractor is responsible for obtaining all necessary permits and approvals for this project.  
8. The Contractor is responsible for obtaining all necessary permits and approvals for this project.  
9. The Contractor is responsible for obtaining all necessary permits and approvals for this project.  
10. The Contractor is responsible for obtaining all necessary permits and approvals for this project.



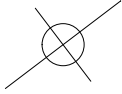
UNITS 10-13 - GROUND

UNIT 10-13 PLANS GROUND

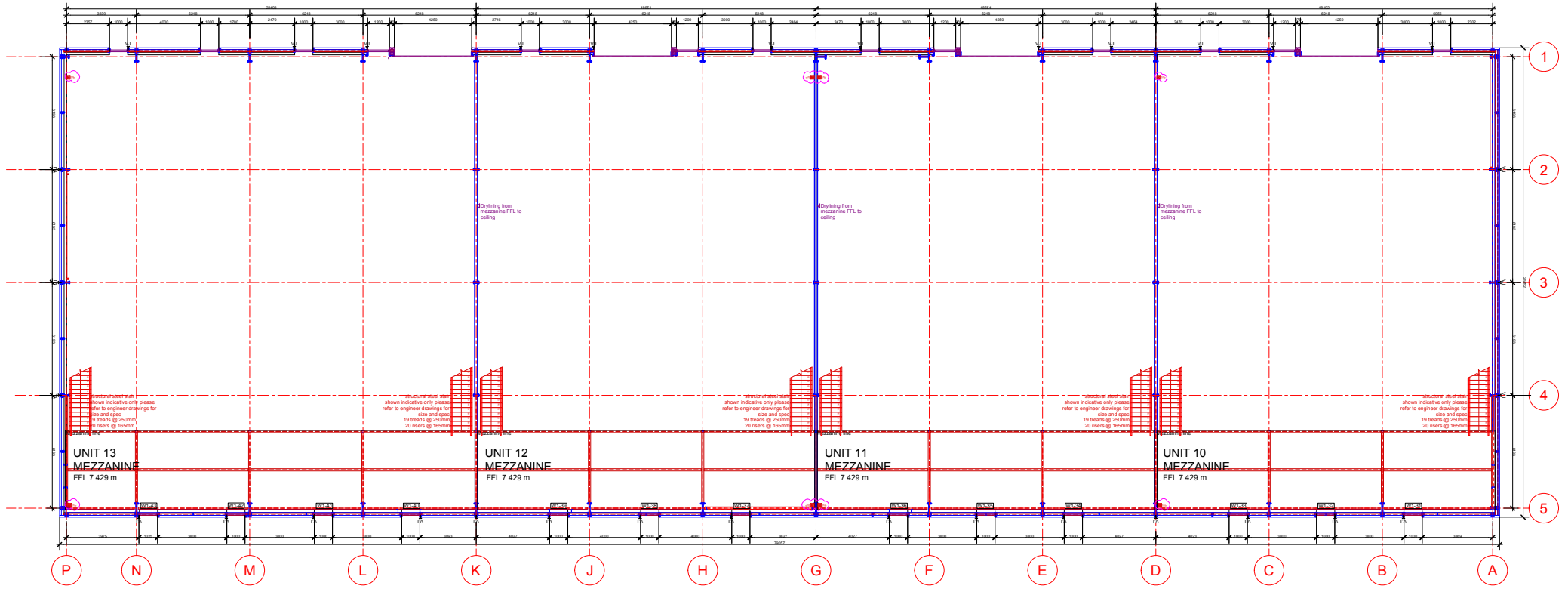
KEY	
140 mm	Lightweight insulated blockwork wall (2.4 m high) painted white
100mm brick	Kingspan masonry
KS 1000 MR	Insulated cladding panels
Denotes cladding panel vertical joint	
Bracing exposed internally	
extents of blockwork under mezzanine extends to inside of steel beams	
party wall blockwork, to extend to mezzanine FFL	
external wall blockwork, extending to 2.475 m above ground FFL	

Insulated roof panel Kingspan trapezoidal KS 1000RW Colour ref: Cona solarburst HPS 200 Harriet SC RAL 5013
Aluminum verge flashing + gutters Colour ref: Bergasso SC RAL 5013
PV panel indicative location, 20gsm per unit

F 14/3/18 Latest engineer's input  
Current mezzanine footprints added, with associated structural frame  
15/3/18 Update to cladding panel details  
Latest engineer's input incorporated, update to floor for new panel frame (SUP revision 1.0) added  
18/10/17 Plans updated to reflect engineer's updated area boundaries  
18/10/17 Final tender issue  
12/10/17 Position of exterior doors amended (plans) to avoid clashes with structure  
FOR CONSTRUCTION  
FORGEARCHITECTS  
Unit 10-13 PLANS GROUND  
1360\_GA\_205 F  
Feb '18 1:100A1



NOTES:  
1. The architect is responsible for ensuring that the design is in accordance with the relevant building codes and standards.  
2. The architect is responsible for ensuring that the design is in accordance with the relevant building codes and standards.  
3. The architect is responsible for ensuring that the design is in accordance with the relevant building codes and standards.  
4. The architect is responsible for ensuring that the design is in accordance with the relevant building codes and standards.  
5. The architect is responsible for ensuring that the design is in accordance with the relevant building codes and standards.



UNITS 10-13 - MEZZANINE

UNIT 10-13 PLANS MEZZANINE

**KEY**

- 140 mm
- Lightweight aerated blockwork wall (2.4 m high) painted white
- 100mm RA
- Kingston mini micro KS1000 MPR
- Insulated cladding panels
- Denotes cladding panel vertical joint
- Bracing exposed internally
- extents of blockwork under mezzanine extends to outside of steel beams
- partly wall blockwork to extend to mezzanine FFL
- external wall blockwork, extending to 2.475 m above ground FFL

- Insulated roof panel Kingston trapezoidal KS 1000RVP
- Colour ref: Cerise colourcoat HPS 200 Harriet SC RAL 6002
- Kingston Day-Lite Trapezoidal KS 1000 DLR
- Polycarbonate strip rooftop
- Aluminum verge flashing + gutters
- Colour ref: Sargasso SC RAL 5013
- PV panel indicative location 200sqm per unit

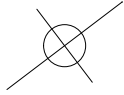
F 14/3/18 Lateral engineer's input  
D 24/1/18 Lateral engineer's input  
E 18/02/18 Lateral engineer's input  
D 24/1/18 Lateral engineer's input  
A 22/01/17 Final tender issue  
A 22/01/17 Final tender issue & 200m  
C 18/10/17 Based for construction

**FOR CONSTRUCTION**  
**FORGEARCHITECTS**

Unit 10-13 PLANS MEZZ

1360\_GA\_206

Feb '18 1:100BA1



**NOTES**

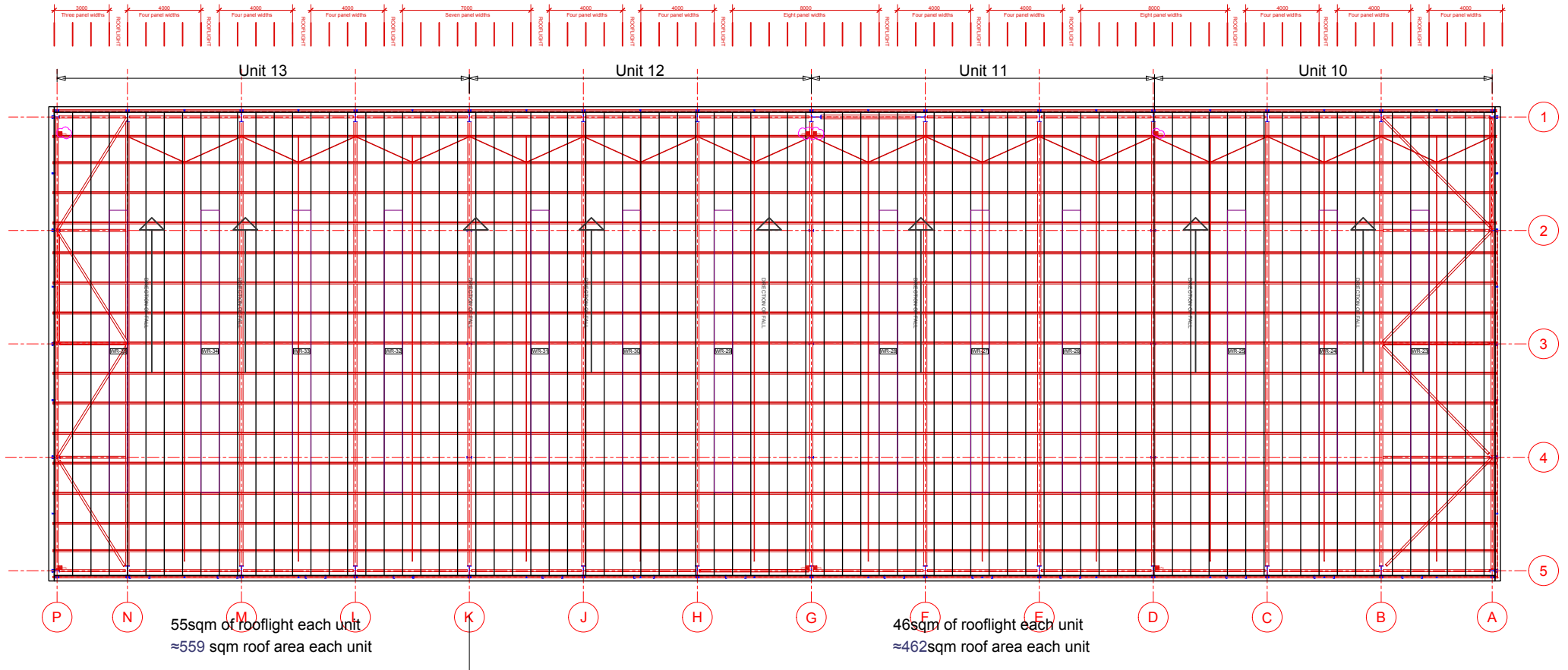
1. PV panel orientation is indicated by the 'P' symbol. The orientation is indicated by the 'P' symbol. The orientation is indicated by the 'P' symbol.

2. PV panel orientation is indicated by the 'P' symbol. The orientation is indicated by the 'P' symbol. The orientation is indicated by the 'P' symbol.

3. PV panel orientation is indicated by the 'P' symbol. The orientation is indicated by the 'P' symbol. The orientation is indicated by the 'P' symbol.

4. PV panel orientation is indicated by the 'P' symbol. The orientation is indicated by the 'P' symbol. The orientation is indicated by the 'P' symbol.

5. PV panel orientation is indicated by the 'P' symbol. The orientation is indicated by the 'P' symbol. The orientation is indicated by the 'P' symbol.



55sqm of rooflight each unit  
≈559 sqm roof area each unit

46sqm of rooflight each unit  
≈462sqm roof area each unit

UNITS 10-13 - ROOF

UNIT 10-13 PLANS ROOF

KEY	
	140 mm
	Lightweight aerated blockwork wall (2.4 m high) painted white
	100mm thick Kingspan mini_micro KS 1000 MR Insulated cladding panels
	Aluminium cladding panel vertical joint
	Bracing exposed internally
	extends of blockwork under mezzanine extends to whole of steel beams
	party wall blockwork, to extend to mezzanine FFL
	external wall blockwork, extending to 2.475 m above ground FFL

	Insulated roof panel Kingspan Trapezoidal KS 1000 TR Colour: RAL 5013
	Kingspan Day-Lite Trapezoidal KS 1000 DL TR Polycarbonate strip rooflight
	Aluminium verge flashing + gutters Colour: RAL 5013
	PV panel indicative location, 20sqm per unit

F 14/2/18 Self generation through roof  
E 15/2/18 Self generation through roof  
D 24/1/18 Self generation through roof  
C 18/10/17 Self generation through roof  
B 27/1/17 Self generation through roof  
A 12/1/17 Self generation through roof

**FOR CONSTRUCTION**  
**FORGEARCHITECTS**

Unit Code Sheet  
1360\_GA\_207 F

Project  
Creek Way

Client  
Newable

1360\_GA\_207 F

1360\_GA\_207 F